

DUE DATE:

Must be installed before 6/15/10
Site is open for installs between
8:00am and 3:00pm ONLY.

Billed to: Warren Company

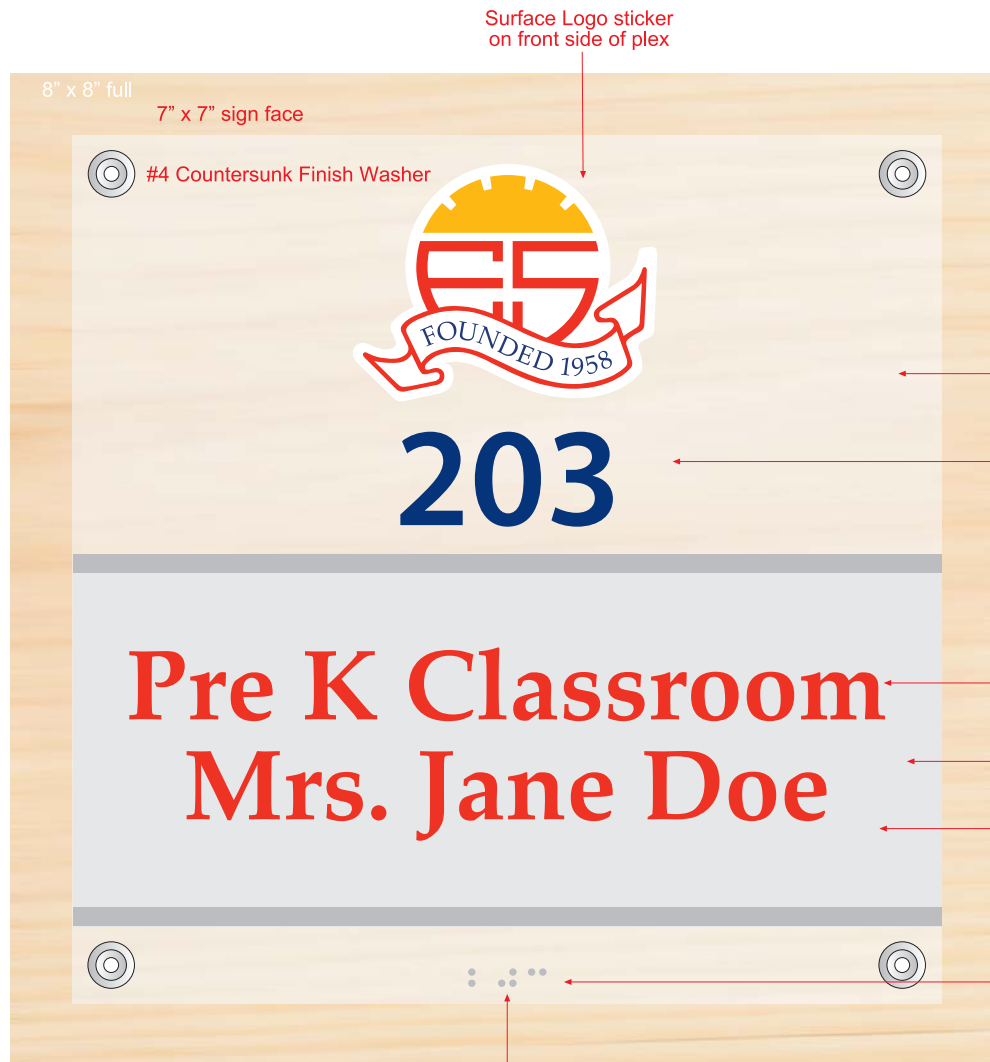
Sign company is responsible for billing the end client/owner of this project for all supplies, production and installation costs accrued on this project. Icon Imagery, Inc. will not be held responsible in any way for account payment or collection of fees owed to sign company. Project may be canceled or payment rebated if not installed by designated due date by fault of sign company.

Price Estimate: \$ _____

Sign Company: Colossus Digital

703.4.1 Height Above Finish Floor or Ground. Tactile characters on signs shall be located 48 inches (1220 mm) minimum above the finish floor or ground surface, measured from the baseline of the lowest tactile character and 60 inches (1525 mm) maximum above the finish floor or ground surface, measured from the baseline of the highest tactile character.

4.30.6 Mounting Location and Height. Where permanent identification is provided for rooms and spaces, signs shall be installed on the wall adjacent to the latch side of the door. Where there is no wall space to the latch side of the door, including at double leaf doors, signs shall be placed on the nearest adjacent wall. Mounting height shall be 60 in (1525 mm) above the finish floor to the centerline of the sign. Mounting location for such signage shall be so that a person may approach within 3 in (76 mm) of signage without encountering protruding objects or standing within the swing of a door.

ADA COMPLIANT with TACTILE AND BRAILLE

Required ADA
Braille Dots

3/4"
min



SIDE
1/2"

Appleply - walnut - Clear coated

Frosted/Matte finished solid white plastic face

Blue PMS 2757 3/4" Tall 82pt
Surface mount tactile letter
Myriad Pro Semi Bold. font.
(75pt) min 5/8" tactile lettering up to
(210pt) max 2" tactile lettering

703.2.3 Style. Characters shall be sans serif. Characters shall not be italic, oblique, script, highly decorative, or of other unusual forms.

7" x 3" bracket for slide in information
with thin clear plastic face plate for
protection of name plaque set into plex 1/8"

7" x 2 7/8" slide in information
that a staff member will print from
a WORD template, cut out and slide in

4.30.5 Finish and Contrast. The characters and background of signs shall be eggshell, matte, or other non-glare finish. Characters and symbols shall contrast with their background -- either light characters on a dark background or dark characters on a light background.†

703.3.2 Position. Braille shall be positioned below the corresponding text. If text is multi-lined, braille shall be placed below the entire text. Braille shall be separated 3/8 inch (9.5 mm) minimum from any other tactile characters and 3/8 inch (9.5 mm) minimum from raised borders and decorative elements.



Icon Imagery, Inc.
425-746-8545
www.iconimagery.com
14320 NE 21st ST
SUITE 18
BELLEVUE, WA 98007

Sign Type: Compliant Signage

Quantity: 31 Slide In

Sign Company: Colossus Digital

Design Date: 3/31/2010 Revision Date: 6/16/2010

Client: Warren Company

Project: Epiphany School

DUE DATE:
Must be installed before 6/15/10
Site is open for installs between
8:00am and 3:00pm ONLY.

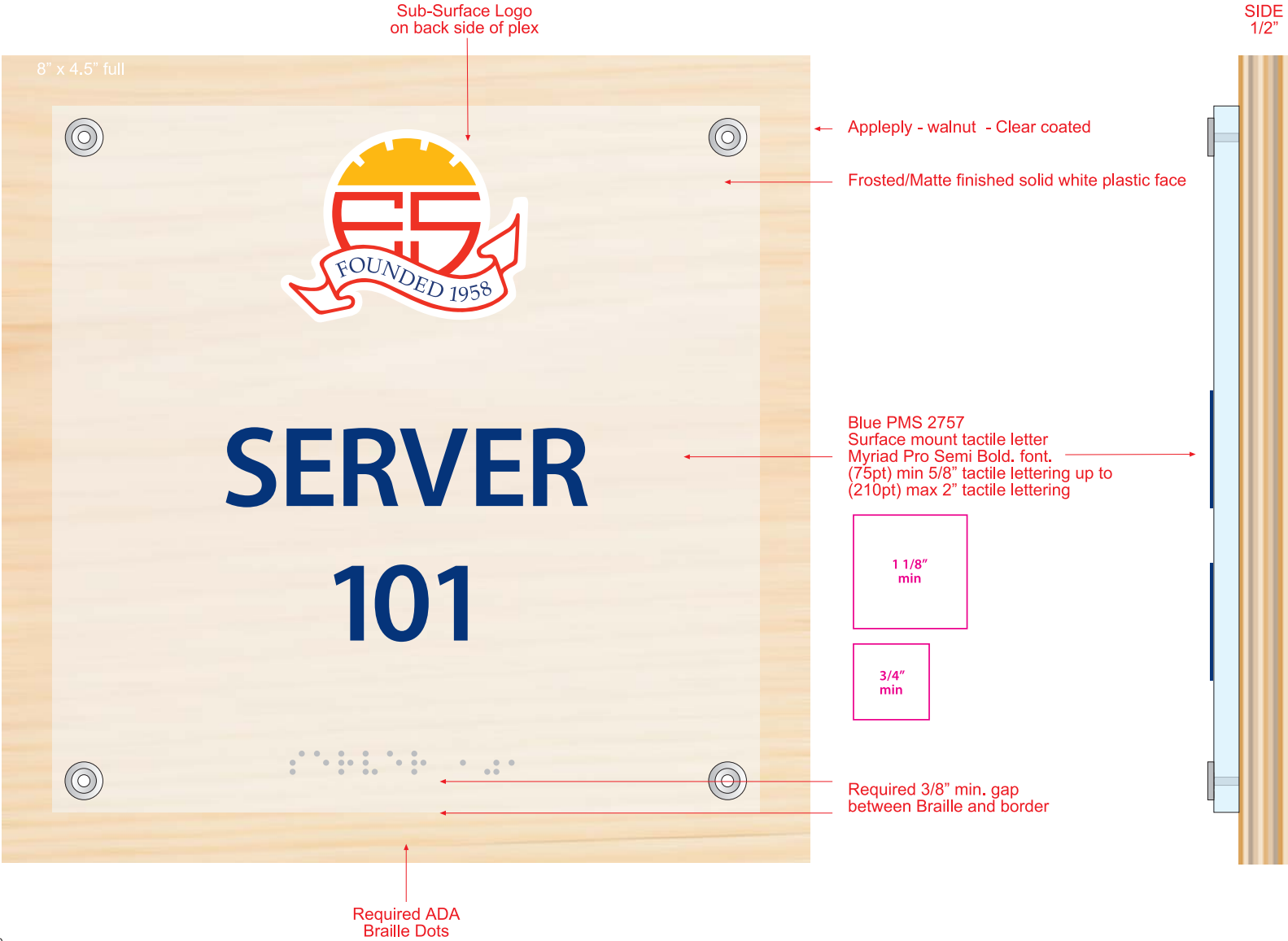
Billed to: Warren Company
Sign company is responsible for billing the end client/owner of this project for all supplies, production and installation costs accrued on this project. Icon Imagery, Inc. will not be held responsible in any way for account payment or collection of fees owed to sign company. Project may be canceled or payment rebated if not installed by designated due date by fault of sign company.

Price Estimate: \$ _____
Sign Company: Colossus Digital

703.4.1 Height Above Finish Floor or Ground. Tactile characters on signs shall be located 48 inches (1220 mm) minimum above the finish floor or ground surface, measured from the baseline of the lowest tactile character and 60 inches (1525 mm) maximum above the finish floor or ground surface, measured from the baseline of the highest tactile character.

4.30.6 Mounting Location and Height. Where permanent identification is provided for rooms and spaces, signs shall be installed on the wall adjacent to the latch side of the door. Where there is no wall space to the latch side of the door, including at double leaf doors, signs shall be placed on the nearest adjacent wall. Mounting height shall be 60 in (1525 mm) above the finish floor to the centerline of the sign. Mounting location for such signage shall be so that a person may approach within 3 in (76 mm) of signage without encountering protruding objects or standing within the swing of a door.

ADA COMPLIANT with TACTILE AND BRAILLE



DUE DATE:
Must be installed before 6/15/10
Site is open for installs between
8:00am and 3:00pm ONLY.

Billed to: Warren Company
Sign company is responsible for billing the end client/owner of this project for all supplies, production and installation costs accrued on this project. Icon Imagery, Inc. will not be held responsible in any way for account payment or collection of fees owed to sign company. Project may be canceled or payment rebated if not installed by designated due date by fault of sign company.

Price Estimate: \$ _____

Sign Company: Colossus Digital

703.4.1 Height Above Finish Floor or Ground. Tactile characters on signs shall be located 48 inches (1220 mm) minimum above the finish floor or ground surface, measured from the baseline of the lowest tactile character and 60 inches (1525 mm) maximum above the finish floor or ground surface, measured from the baseline of the highest tactile character.

4.30.6 Mounting Location and Height. Where permanent identification is provided for rooms and spaces, signs shall be installed on the wall adjacent to the latch side of the door. Where there is no wall space to the latch side of the door, including at double leaf doors, signs shall be placed on the nearest adjacent wall. Mounting height shall be 60 in (1525 mm) above the finish floor to the centerline of the sign. Mounting location for such signage shall be so that a person may approach within 3 in (76 mm) of signage without encountering protruding objects or standing within the swing of a door.

ADA COMPLIANT with TACTILE AND BRAILLE



Sign Type: Compliant Signage
Quantity: 63
Sign Company: Colossus Digital
Design Date: 3/31/2010 Revision Date: 6/4/2010
Client: Warren Company
Project: Epiphany School

"UNISEX RESTROOM"

DUE DATE:
Must be installed before 6/15/10
Site is open for installs between
8:00am and 3:00pm ONLY.

Billed to: Warren Company
Sign company is responsible for billing the end client/owner of this project for all supplies, production and installation costs accrued on this project. Icon Imagery, Inc. will not be held responsible in any way for account payment or collection of fees owed to sign company. Project may be canceled or payment rebated if not installed by designated due date by fault of sign company.

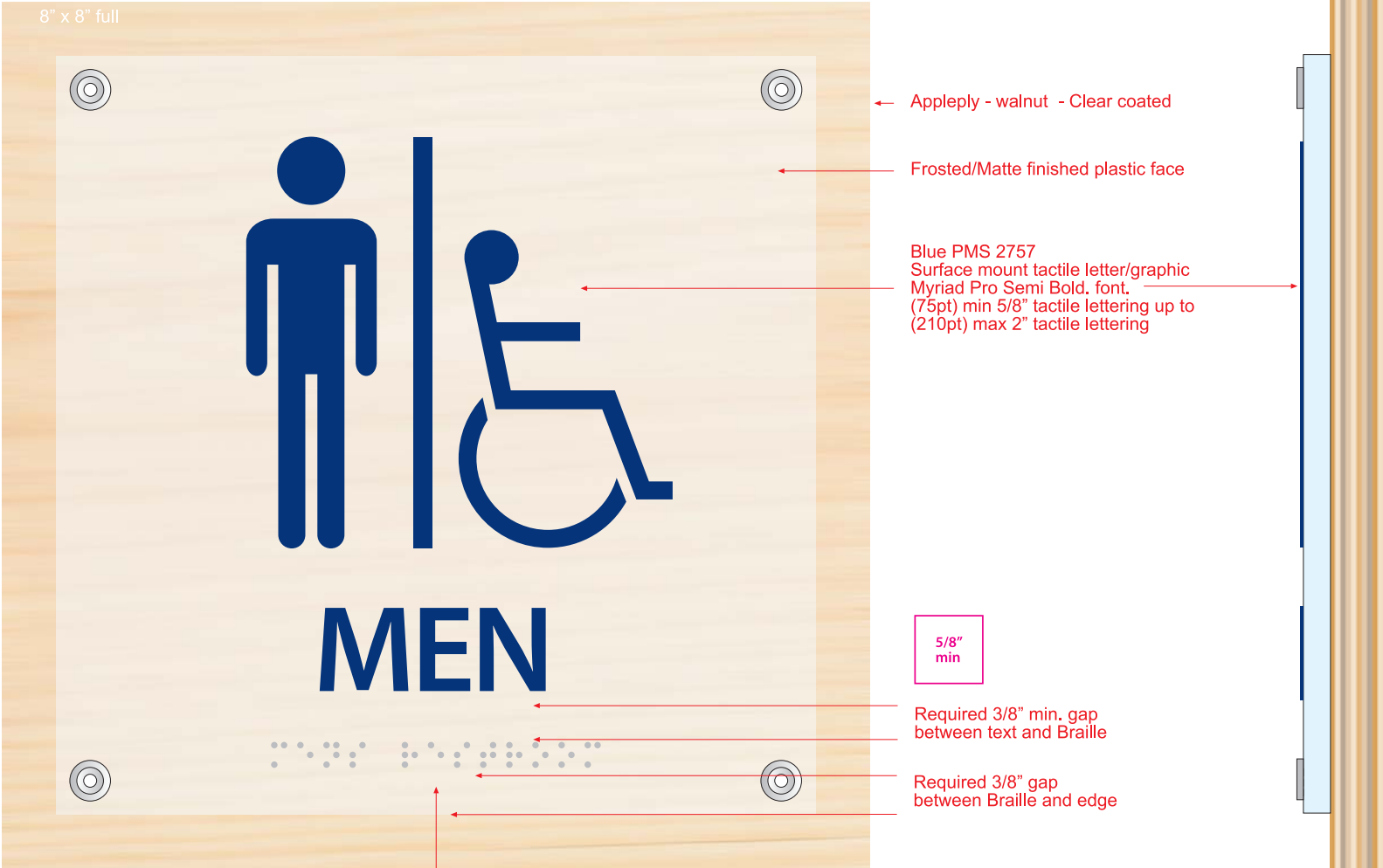
Price Estimate: \$ _____

Sign Company: Colossus Digital

703.4.1 Height Above Finish Floor or Ground. Tactile characters on signs shall be located 48 inches (1220 mm) minimum above the finish floor or ground surface, measured from the baseline of the lowest tactile character and 60 inches (1525 mm) maximum above the finish floor or ground surface, measured from the baseline of the highest tactile character.

4.30.6 Mounting Location and Height. Where permanent identification is provided for rooms and spaces, signs shall be installed on the wall adjacent to the latch side of the door. Where there is no wall space to the latch side of the door, including at double leaf doors, signs shall be placed on the nearest adjacent wall. Mounting height shall be 60 in (1525 mm) above the finish floor to the centerline of the sign. Mounting location for such signage shall be so that a person may approach within 3 in (76 mm) of signage without encountering protruding objects or standing within the swing of a door.

ADA COMPLIANT with TACTILE AND BRAILLE



“MENS RESTROOM”

DUE DATE:
Must be installed before 6/15/10
Site is open for installs between
8:00am and 3:00pm ONLY.

Billed to: Warren Company
Sign company is responsible for billing the end client/owner of this project for all supplies, production and installation costs accrued on this project. Icon Imagery, Inc. will not be held responsible in any way for account payment or collection of fees owed to sign company. Project may be canceled or payment rebated if not installed by designated due date by fault of sign company.

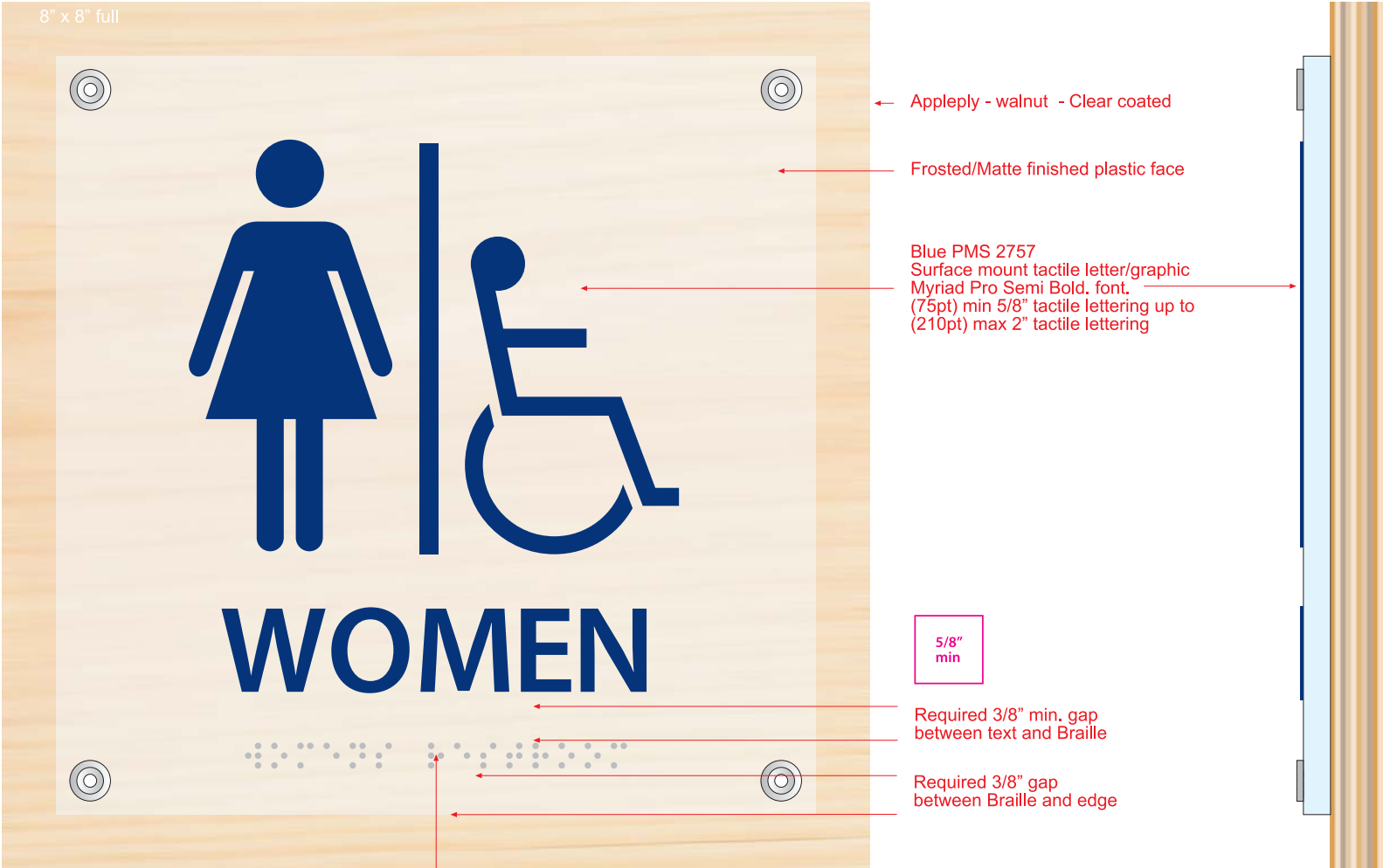
Price Estimate: \$ _____

Sign Company: Colossus Digital

703.4.1 Height Above Finish Floor or Ground. Tactile characters on signs shall be located 48 inches (1220 mm) minimum above the finish floor or ground surface, measured from the baseline of the lowest tactile character and 60 inches (1525 mm) maximum above the finish floor or ground surface, measured from the baseline of the highest tactile character.

4.30.6 Mounting Location and Height. Where permanent identification is provided for rooms and spaces, signs shall be installed on the wall adjacent to the latch side of the door. Where there is no wall space to the latch side of the door, including at double leaf doors, signs shall be placed on the nearest adjacent wall. Mounting height shall be 60 in (1525 mm) above the finish floor to the centerline of the sign. Mounting location for such signage shall be so that a person may approach within 3 in (76 mm) of signage without encountering protruding objects or standing within the swing of a door.

ADA COMPLIANT with TACTILE AND BRAILLE



“WOMENS RESTROOM”

DUE DATE:
Must be installed before 6/15/10
Site is open for installs between
8:00am and 3:00pm ONLY.

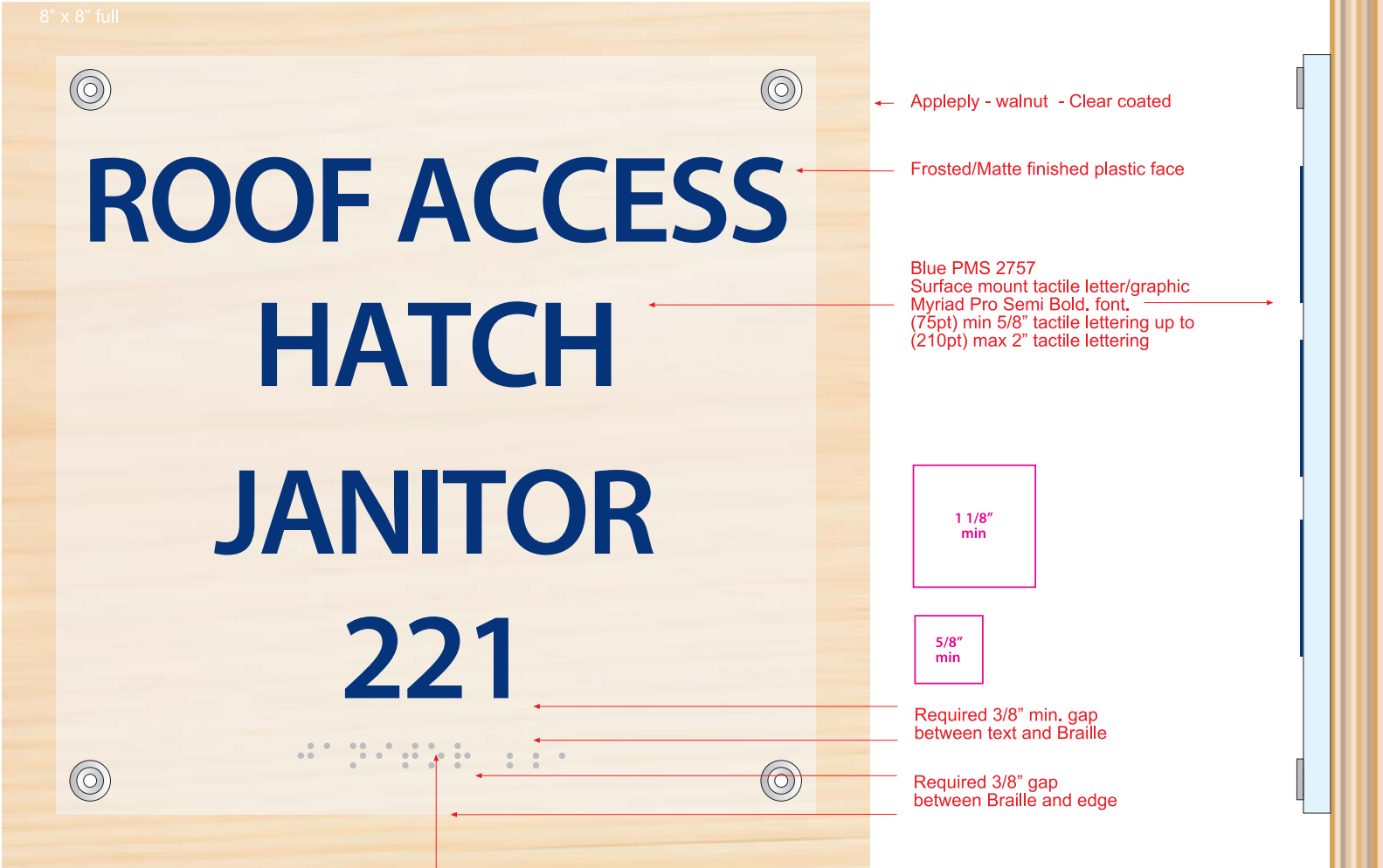
Billed to: Warren Company
Sign company is responsible for billing the end client/owner of this project for all supplies, production and installation costs accrued on this project. Icon Imagery, Inc. will not be held responsible in any way for account payment or collection of fees owed to sign company. Project may be canceled or payment rebated if not installed by designated due date by fault of sign company.

Price Estimate: \$ _____
Sign Company: Colossus Digital

703.4.1 Height Above Finish Floor or Ground. Tactile characters on signs shall be located 48 inches (1220 mm) minimum above the finish floor or ground surface, measured from the baseline of the lowest tactile character and 60 inches (1525 mm) maximum above the finish floor or ground surface, measured from the baseline of the highest tactile character.

4.30.6 Mounting Location and Height. Where permanent identification is provided for rooms and spaces, signs shall be installed on the wall adjacent to the latch side of the door. Where there is no wall space to the latch side of the door, including at double leaf doors, signs shall be placed on the nearest adjacent wall. Mounting height shall be 60 in (1525 mm) above the finish floor to the centerline of the sign. Mounting location for such signage shall be so that a person may approach within 3 in (76 mm) of signage without encountering protruding objects or standing within the swing of a door.

ADA COMPLIANT with TACTILE AND BRAILLE



DUE DATE:
Must be installed before 6/15/10
Site is open for installs between
8:00am and 3:00pm ONLY.

Billed to: Warren Company
Sign company is responsible for billing the end client/owner of this project for all supplies, production and installation costs accrued on this project. Icon Imagery, Inc. will not be held responsible in any way for account payment or collection of fees owed to sign company. Project may be canceled or payment rebated if not installed by designated due date by fault of sign company.

Price Estimate: \$ _____

Sign Company: Colossus Digital

703.4.1 Height Above Finish Floor or Ground. Tactile characters on signs shall be located 48 inches (1220 mm) minimum above the finish floor or ground surface, measured from the baseline of the lowest tactile character and 60 inches (1525 mm) maximum above the finish floor or ground surface, measured from the baseline of the highest tactile character.

4.30.6 Mounting Location and Height. Where permanent identification is provided for rooms and spaces, signs shall be installed on the wall adjacent to the latch side of the door. Where there is no wall space to the latch side of the door, including at double leaf doors, signs shall be placed on the nearest adjacent wall. Mounting height shall be 60 in (1525 mm) above the finish floor to the centerline of the sign. Mounting location for such signage shall be so that a person may approach within 3 in (76 mm) of signage without encountering protruding objects or standing within the swing of a door.

ADA COMPLIANT with TACTILE AND BRAILLE



Sign Type: Compliant Signage
Quantity: 1
Sign Company: Colossus Digital
Design Date: 3/31/2010 Revision Date: 6/4/2010
Client: Warren Company
Project: Epiphany School

425-746-8545
www.iconimagery.com
14320 NE 21st ST
SUITE 18
BELLEVUE, WA 98007

DUE DATE:
Must be installed before 6/15/10
Site is open for installs between
8:00am and 3:00pm ONLY.

Billed to: Warren Company
Sign company is responsible for billing the end client/owner of this project for all supplies, production and installation costs accrued on this project. Icon Imagery, Inc. will not be held responsible in any way for account payment or collection of fees owed to sign company. Project may be canceled or payment rebated if not installed by designated due date by fault of sign company.

Price Estimate: \$ _____
Sign Company: Colossus Digital

703.4.1 Height Above Finish Floor or Ground. Tactile characters on signs shall be located 48 inches (1220 mm) minimum above the finish floor or ground surface, measured from the baseline of the lowest tactile character and 60 inches (1525 mm) maximum above the finish floor or ground surface, measured from the baseline of the highest tactile character.

4.30.6 Mounting Location and Height. Where permanent identification is provided for rooms and spaces, signs shall be installed on the wall adjacent to the latch side of the door. Where there is no wall space to the latch side of the door, including at double leaf doors, signs shall be placed on the nearest adjacent wall. Mounting height shall be 60 in (1525 mm) above the finish floor to the centerline of the sign. Mounting location for such signage shall be so that a person may approach within 3 in (76 mm) of signage without encountering protruding objects or standing within the swing of a door.

ADA COMPLIANT with TACTILE AND BRAILLE

